

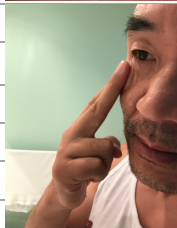

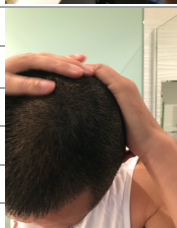


表格 1

Top tips on Arganoyl for skin and hair care - 阿甘油建議使用方法	photos
1. squirt 4-5 drops of Arganoyl into the palm of your hand	
將阿甘油擠入手心4-5滴	
2. dip 2 fingertips in Arganoyl	
用中指和食指并拢沾滿阿甘油	
3. apply Arganoyl around your eyes, across your forehead & on your cheeks	
塗抹到眼部周圍，臉頰，腦門等	
4. rub remaining Arganoyl on both hands	
將剩餘阿甘油在兩手心中搓勻	
5. rub Arganoyl in your hair, thoroughly	
在頭上塗抹，確定頭皮，發梢均塗到阿甘油	
6. finally, using both hands, even the application over your face to ensure full absorption	
用兩手塗抹臉頰剛才塗到阿甘油的部位，確定阿甘油完全被皮膚吸收	